

**FACULTÉ
DES SCIENCES
FONDAMENTALES ET BIOMÉDICALES**



**UNIVERSITÉ
PARIS
DESCARTES**

INTERNATIONAL STUDENT GUIDE



Table of contents

I. WELCOME TO PARIS DESCARTES UNIVERSITY	5
1.1 The history of Paris Descartes University	5
1.2 Faculties and Institutes.....	6
II. LIVING IN PARIS.....	7
2.1 Visa matters	7
2.1.1 European students	7
You are from a European country but not on an exchange program	7
You are on the Erasmus+ Studies program	7
You are on the Erasmus+ Internship program	7
2.1.2 Students from outside Europe	8
You live in Europe.....	8
You come from a country within the “Etudes en France” procedure.....	8
You live in a country not included in the “Etudes en France” procedure.....	8
You are an exchange student from Canada, on the BCI or a bilateral exchange program	9
2.1.3 Visa renewal	9
2.3 Accommodation	9
2.3.1 Accommodation in France.....	9
A guarantor.....	9
Insurance	10
Deposits.....	10
Application	10
Financial help for housing.....	10
2.3.2 Accommodation in Paris.....	11
.....	12
Regular international students.....	13
Exchange students only	13
2.4 Finances	14
2.4.1 Cost of living	14
2.4.2 Tuition fees	14
2.4.3 Scholarships	15
The CROUS scholarship	15
The Erasmus+ scholarship	15
The Eiffel scholarship	15
The MIEM scholarship	16
2.4.4 Opening a bank account in France	16
2.5 Health.....	17
2.5.1 Student social security.....	17
It is mandatory for all students under 28 years old (except in a few particular cases).....	17
How to be affiliated?	17
2.5.2 Complementary health insurance.....	17
Reimbursement procedure	17
2.5.3 Access to healthcare	18
Health centers in Paris for students.....	18
Public medical centers.....	19
Consultations in English	20

NB. Always ask in advance if you need to pay a part or if you are fully covered. Situations can vary	20
The French British Hospital Institute.....	21
The clinic of the American Hospital of Paris.....	21
Pharmacies.....	21
Emergency numbers	22
2.6 Transportation	23
2.6.1 From the airport to Paris city center	23
2.6.2 Public transportation.....	23
Metro, train, bus, RER, trams	23
Public bicycle sharing system.....	24
Private electric scooters sharing system	24
Taxis and private hire vehicles	24
2.7 Communication	24
2.7.1 Internet.....	24
2.7.2 Telephone.....	24
2.8 In the faculty's neighborhood (see the map below)	25
2.8.1 Food and Beverage	25
2.8.2 Facilities.....	26
 III. STUDYING AT THE FACULTY	 28
3.1 Enrollment procedure	28
3.1.1 Licence	28
3.1.2 M1	28
3.1.3 M2.....	28
3.1.4 Foreign students.....	28
3.1.5 Students on scholarships	29
3.2 The tools to study in the best conditions	29
3.2.1 The WIFI.....	29
3.2.2 The ENT	30
3.2.3 Moodle.....	30
3.2.4 Student email.....	31
3.3 The calendar	31
3.4 The grading system.....	32
3.5 Examination	33
3.5.1 Two sessions.....	33
3.5.2 Cheating	33
3.6 French language courses	33
3.6.1 French classes	33
3.6.2 The Intensive Course in French Language and Civilization	33
3.7 Life on Campus.....	34
3.7.1 The Faculty Building	34
3.7.2 Location of the CUSP	34
3.7.3 The map of the CUSP	35
3.7.4 Student Organizations	36
Les Cartésiens.....	36

APS.....	36
C2P1.....	37
3.8 Application procedure	37
3.8.1 Contacts.....	37
3.8.2 International Master's degrees	37
BME	37
Frontiers in Chemistry	37
Neuroscience.....	38
Any other degree	38
3.9 Enrollment procedure	38
3.9.1 Public liability insurance (l'Assurance de Responsabilité Civile).....	38
3.9.2 Contribution Vie Étudiante et de Campus: CVEC	38
3.9.3 Registration form	38
.....	39
3.10 Rules and Code of conduct	43
3.10.1 Commitments	43
3.10.2 Attendance and punctuality	43
3.10.3 Stay up-to-date	43
IV. PRE-ARRIVAL CHECKLIST	44
4.1 Immigration	44
4.2 Health.....	44
4.3 Finances	44
.4.4 Transportation	44
4.5 Preparing to study.....	45
4.6 Living in France	45
III. HOMESICKNESS.....	46
5.1 Symptoms	46
5.2 Common triggers.....	46
5.3 How to cope?	47
IV. STUDENT DEALS AND DISCOUNTS.....	48
V. SAFETY AND EMERGENCY NUMBERS.....	49
VI. GLOSSARY.....	50

I. WELCOME TO PARIS DESCARTES UNIVERSITY

1.1 The history of Paris Descartes University

In 1971, René Descartes – Paris V University was created through the reform of the University of Paris. This shift separated the original institute's faculties (medicine, pharmacy, literature and human sciences, sciences, and law) into eight separate and newly created universities in Paris.

The first additions included the University Technology Institute, the Sports and Physical Activity Techniques and Sciences Training and Research Unit, the Faculty of Dental Surgery, and the Saints-Pères Biomedical Training and Research Unit. The Malakoff Faculty of Law was added in 1976

In 2004, the university underwent significant changes once again. The three faculties of medicine affiliated with Paris 5 (Necker, Cochin, and Broussais) merged to become the Paris Descartes Faculty of Medicine, thereby offering students a new, wider range of specialty and training options.

At the same time, the university was one of the first to switch its degree program to a bachelor's, master's, and doctoral degree system (also known as the 3-5-8 year system) in an effort to align its approach with that of other European universities. This program, which is based on the European Credits Transfer System (ECTS), makes students' skills easier to understand outside of France and fosters increased international mobility.



Figure 1 René Descartes (1596-1650)

When it was founded, the university decided to align itself with the philosophy of René Descartes (1596-1650), whose truly modern scientific approach, which covered the full range of human knowledge, proved to be the perfect fit for a multi-disciplinary university.

Born in Touraine, René Descartes studied at the Jesuit Faculty of Henri IV. While serving in the army, Descartes experienced three dreams in one night that re-wrote the course of his life. These dreams showed him a glimpse of “the foundation of an admirable science” that he strove to explain for the rest of his days. This mathematician, physicist, metaphysicist, moralist, and philosopher ushered in the era of modern thought.

1.2 Faculties and Institutes

Within its nine Training and Research Units and University Technology Institute, Paris Descartes University covers all areas of human and health science.

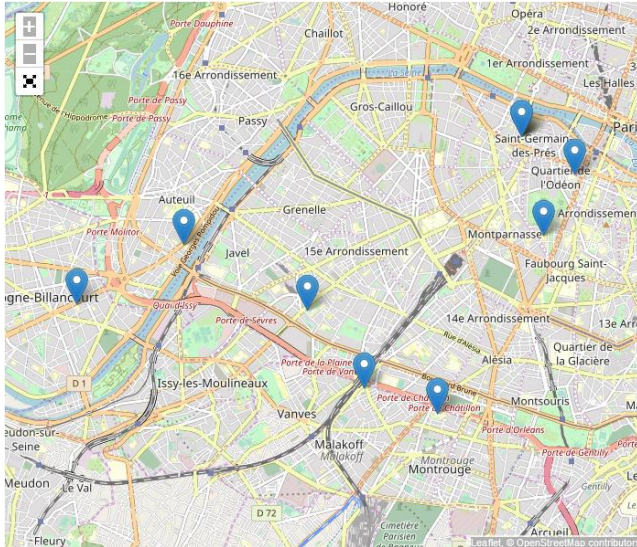


Figure 2 Leaflet, © OpenStreetMap contributors

Faculty of Basic and Biomedical Sciences: **Faculté des Sciences Fondamentales et Biomédicales**

Centre Universitaire des Saints-Pères 45 rue des Saints-Pères, 75006 Paris

Faculty of Dental Surgery

1 rue Maurice Arnoux, 92120 Montrouge

Faculty of Law, Economics, and Business

10 avenue Pierre Larousse, 92240 Malakoff

University Technology Institute (IUT)

143 avenue de Versailles, 75016 Paris

IT and Mathematics Training and Research Unit

Centre Universitaire des Saints-Pères 45 rue des Saints-Pères, 75006 Paris

Medical Faculty

15 rue de l'école de médecine, 75006 Paris

Paris Pharmaceutical Faculty

4 avenue de l'Observatoire, 75006 Paris

Psychology Institute

71 avenue Edouard Vaillant, 92774 Boulogne-Billancourt Cedex

Human and Social Sciences Faculty

Centre Universitaire des Saints-Pères 45 rue des Saints-Pères, 75006 Paris

Sports and Physical Activity Techniques and Sciences Training and Research Unit (STAPS)

1 rue Lacretelle, 75015 Paris

II. LIVING IN PARIS

2.1 Visa matters

Foreign students should apply particularly early given the length of procedures to obtain a visa.

“European” students are students with a nationality from

- One of the 28 countries of the EU;
- A country included in the EEA (EU + Norway, Iceland, Liechtenstein)
- Switzerland
- Monaco or Andorra

2.1.1 European students

You are from a European country but not on an exchange program

You will not need a visa to enter the country.

You do not need any agreement; only make sure you proceed with the application procedure of the degree you wish to apply for and hopefully to enroll.

You are on the Erasmus+ Studies program

You have applied for the Erasmus+ exchange program in your home university.

You have passed the first step of the selection process because your home university accepted your application, which they sent to your host faculty.

If the host faculty accepted your application, you passed the second and final step of the selection procedure.

You now need to meet the enrollment requirements of the host faculty, book your plane tickets, get a budget ready for the total duration of your stay and find accommodation.

NB. Before you go back to your country, it is imperative to report to the team attached to the degree of your choice or the **International Office: Bureau des Relations Internationales: BRI** in order to close your mobility file with the following documents:

- the attendance certificate that should be signed by Paris Descartes University and handed to your original university,
- the end-of-stay certificate: it's an internal document for Paris Descartes that collects information on your impressions,

Your host faculty will forward the transcripts directly to your home university.

You are on the Erasmus+ Internship program

For any information, contact:

bureau.stages@biomedicale.parisdescartes.fr

Faculté des Sciences fondamentales et Biomédicales

45, rue des Saints Pères, 75006 Paris

Fourth floor, room 403

Tel: +33 1 42 86 43 28

2.1.2 Students from outside Europe

You live in Europe

For more information: <https://www.campusfrance.org/en/enrolment-student-residing-Europe>

Even if the “Études en France” procedure applies in the country of origin, non-European students residing in Europe do not need to either return to their native country nor to follow the “Études en France” procedure.

You come from a country within the “Etudes en France” procedure

1. Obtain a student visa: follow the « Etudes en France » procedure

Create your private electronic file and follow the instructions. If necessary, contact the Campus France platform in your country of residence for more information.

Warning: Make sure you select the following program on the Campus France platform:

- **BME Master:** « Master Sciences, technologies, santé, mention Ingénierie de la santé / Université Paris Descartes – Faculté des **Sciences Fondamentales et Biomédicales** – Site de Paris ».
- **Neuroscience Master:** « Master Sciences, technologies, santé, mention neuroscience / Université Paris Descartes – **Faculté des Sciences Fondamentales et Biomédicales** – Site de Paris ».
- **Frontiers in Chemistry Master** : « Master Sciences, technologies, santé, mention bio-ingénierie / Université Paris Descartes – **Faculté des Sciences Fondamentales et Biomédicales** – Site de Paris »
- **For any other degree** : please ask the **BRI** of the faculty which information you need to select according to the degree you chose:
international.biomed@parisdescartes.fr

If you select another school than Paris Descartes, it will take longer to validate your file for you to obtain your visa. It will then be delayed.

Please let us know (see the degrees contacts below) as soon as you submitted your COMPLETE application on Campus France, so that we can validate it.

2. Apply for the selected degree

- On the dedicated website of the master of your choice if it is one of the mentioned above,
- To the **BRI** if you wish to apply to any other degree. Make sure you send your application within their specific deadline.

NB. As visa matters tend to take a lot of time, we recommend that you apply as early as possible. We are not responsible for the obtaining of your visa, so you must anticipate and respect our batch schedule.

Apply for your visa on the Campus France website:

<https://www.campusfrance.org/en/the-different-types-of-visas>.

You live in a country not included in the “Etudes en France” procedure

You must apply directly on the website of your chosen degree according to their application dates.

If your application is accepted, you will receive an authorization of enrollment. From that point on, you will be able to undertake the procedures with the French Consulate in your country of residence to obtain a student visa.

For more information: <https://www.campusfrance.org/en/enrolment-non-European-student>

You are an exchange student from Canada, on the BCI or a bilateral exchange program

You will find all the necessary information on the following link: <http://echanges-etudiants.bci-gc.ca/>

You can also contact the Canada exchange Manager at the main campus: Audrey Rameau: audrey.rameau@parisdescartes.fr

2.1.3 Visa renewal

You should start the visa renewal application three months before the expiration of your student visa. You will need to fill in the **original application in French** that you will pick up from the main campus at Odeon:

DEVU
Bureau d'accueil des étudiants
Bureau A1- 12, rue de l'Ecole de Médecine
PARIS 6^e
Tel: 01 76 53 17 50 (Thomas Ducados)

Should you need more information from the University about any matter (accommodation, French classes, visa renewal...), do not hesitate to contact the incoming students' advisor: incoming@parisdescartes.fr



2.3 Accommodation

2.3.1 Accommodation in France

A guarantor

In order to rent an apartment you are usually asked:

- To prove that you make four times the rent in a salary

OR

- Someone needs to be your guarantor. In most cases, they will require that your guarantor be living in France to ensure that the rent is going to be paid by the end of the month.

Legally, your guarantor can be anyone living anywhere as long as they provide the necessary documents (salary statements, proof of address, identity card, etc.).

However, landlords can choose whether or not to accept any given guarantor. Mainly they prefer someone in France in order to track them down in case of emergency.

In other cases, some agencies tend to accept international guarantors.

Another alternative is to set up a frozen bank account as a security. Typically, the account should contain 1 year of rent and remain frozen for the duration of the rental contract.

Nevertheless, it is up to the landlord to approve the situation.

In case you cannot find a guarantor, it might help to show that your financial status allows you to pay the rent, although this will often be considered insufficient.

N.B. You can ask the **International University Campus: Cité Internationale Universitaire de Paris: CIUP** on this topic because they can be your guarantor.

Insurance

Having house insurance is mandatory in France. Most landlords will require proof of insurance that is affordable (starting from € 15 per month).

You can look online “assurance habitation” and compare the prices between several insurances. Banks can also provide you with this type of insurance. When you open your bank account, ask about their offers.

Deposits

Every landlord will ask you to pay a deposit. Usually the deposit is equivalent to one month's rent. This money is given back to you at the end of your rental contract on the condition that the apartment is in a good condition.

When receiving the keys to your apartment, the landlord has to go through it with you and will note down its state on what we call a **check-in inventory: état des lieux d'entrée**. You also need to take notes of every single detail.

These notes will be used at the end of your rental contract to determine what damages you have caused and what was originally there, so be extremely picky. Taking pictures of any existing damage can be helpful when checking out of the apartment.

Application

Most of the time, you will be asked to present the following documents while looking for housing:

1. Three latest paychecks of your guarantor;
2. Latest tax form of your guarantor (which includes a description of the value of his/her house);
3. Copy of your guarantor's passport / ID card;
4. Copy of your passport / ID card;
5. Proof of enrollment in the school;

Make sure you come to Paris with all these documents and check with the landlord/agency that you do not need anything else.

Financial help for housing

As a student in a public university, you have the right to ask for **housing allowance: Aides Pour le Logement: APL**. It is granted by **the National Family Allowance Office: Caisse des Affaires Familiales: CAF**. You can find more information in English on the following website with the step-by-step procedure:

https://www.caf.fr/sites/default/files/cnaf/Documents/international/aide%20remplissage%20a_e2018/11072018_SECTEUR%20PRIVE_Anglais.pdf

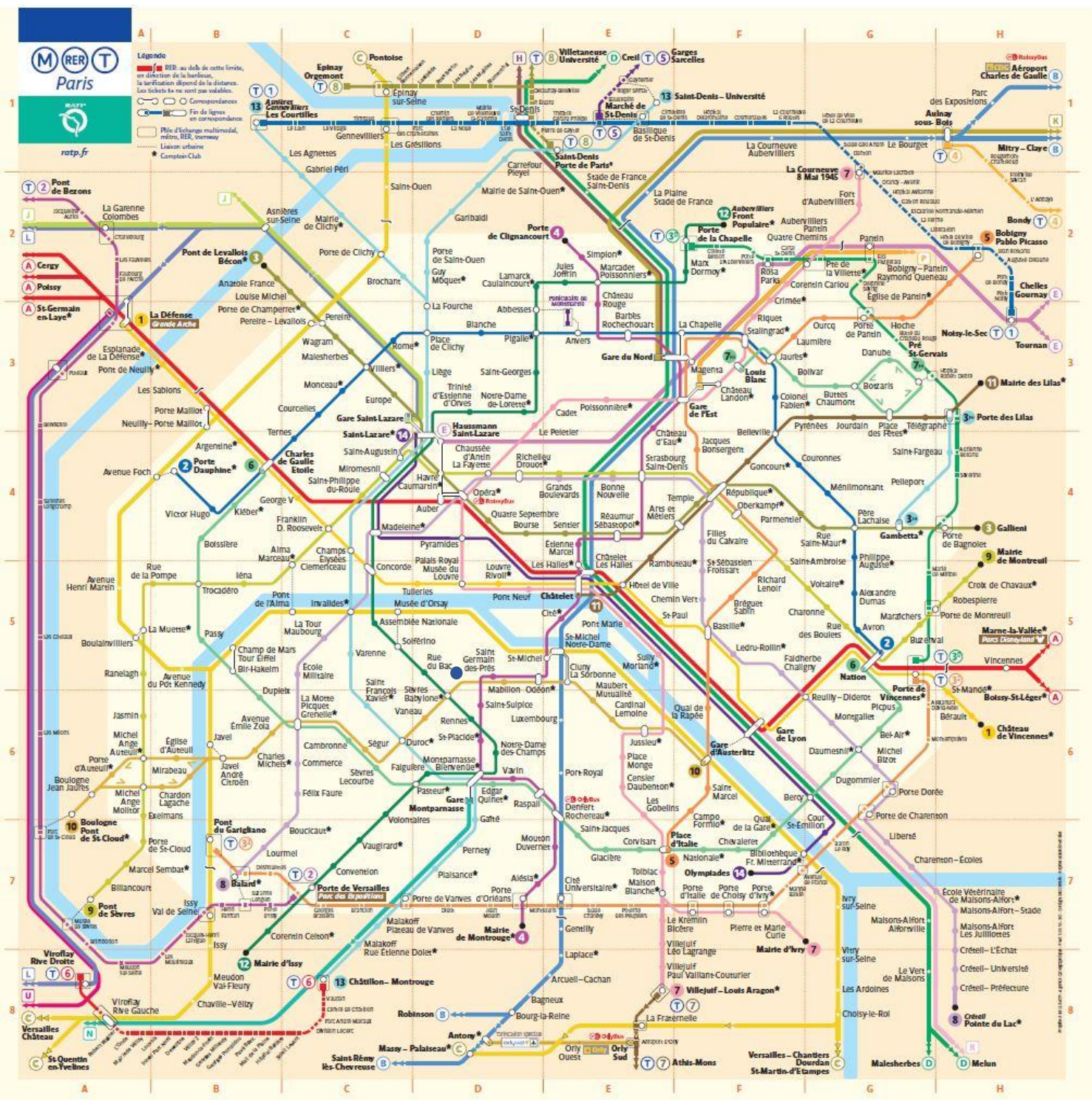
You can apply for **CAF** only when you arrive in France and when you get an accommodation with a legal contract.

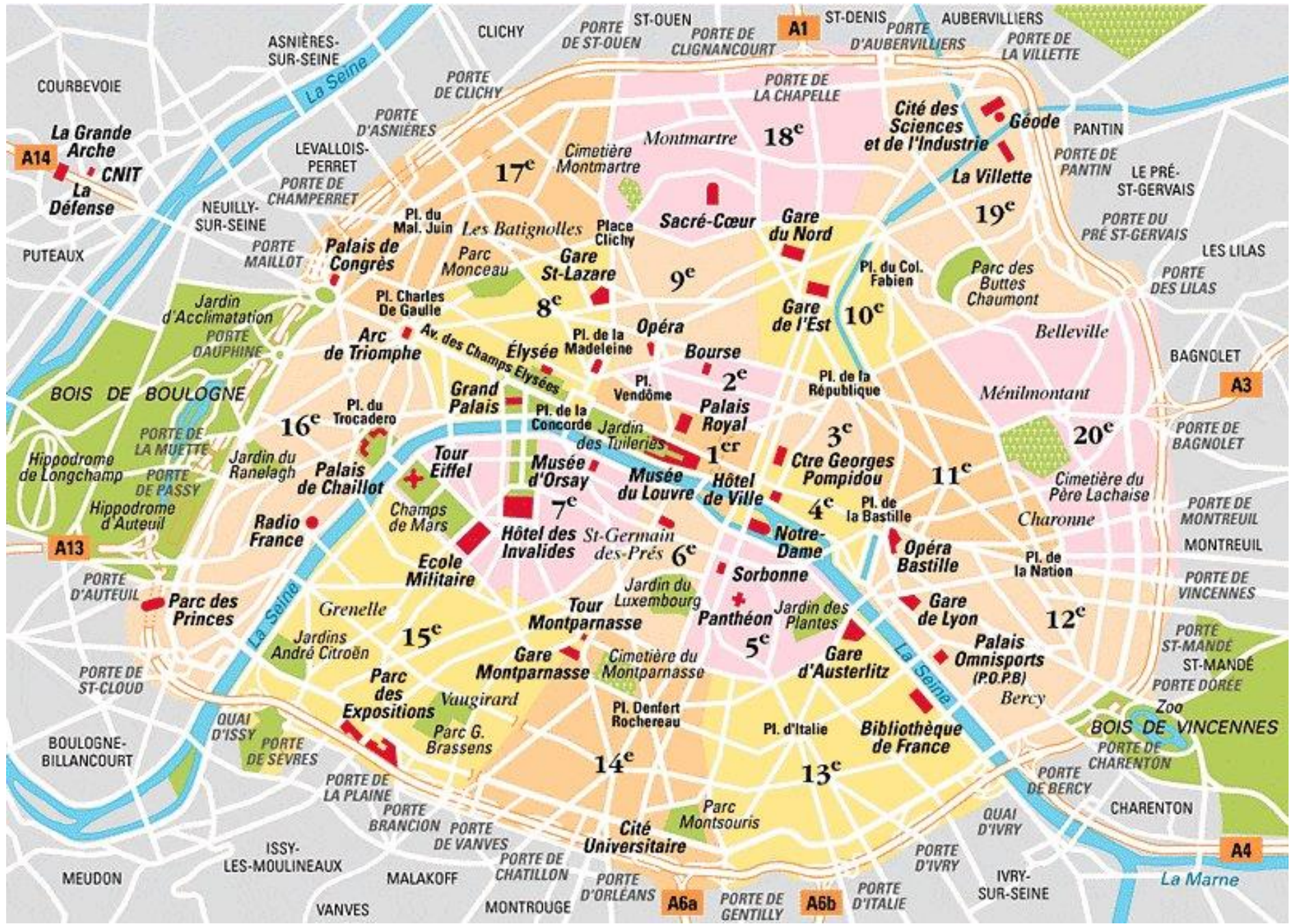
You will need to open a French bank account to be registered. Please note that the first month of rent will not be covered by the **CAF** (nor refunded afterwards).

Please see on the link above all the instructions to follow for housing aid from the **CAF**.

2.3.2 Accommodation in Paris

Please see the maps below





Regular international students

Paris Descartes University does not provide housing; therefore, we recommend that you look for an accommodation before your arrival, as it can be hard to find a good one in Paris. Most students pay between € 400 and 600 per month for accommodation.

We would like to warn you that the rents are high so unless you are lucky to get a room at the **CIUP** residence, you will most likely get a room for a high price.

The prices depend on the area, for example, districts 5, 6, 16 and 8 are the most expensive ones. Yet you can find cheaper rents in districts 18, 19 and 20 or in the suburbs (cf. map).

If you received your authorization of enrollment letter before May 31, you can register for accommodation by emailing incoming@parisdescartes.fr. However, exchange students have a priority so you will be on the waiting list and will be contacted only if there are some vacant rooms left.

Exchange students only

Studapart

In order to facilitate your search for private housing, the University is now a partner of the Studapart platform.

This website enables Paris Descartes University students to find landlords.

In order to connect to the Studapart platform, you just need to enter your student ENT username and password if your enrollment is already effective, or use your personal email address if it is not.

If you do connect with your personal details, please contact the International Service of the main campus: incoming@parisdescartes.fr

They will give you the password that you will need to use to connect to the platform with your personal details.

Warning:

You can only book an apartment if you show your enrollment certificate or the letter of acceptance for your enrollment.

A multilingual chat is available on the website and advisors will give you all the help you need.

The website is the following: www.housing.parisdescartes.fr

Cité Internationale Universitaire de Paris: CIUP

Located in the south of Paris, the **International University Campus: Cité Internationale Universitaire: CIUP** has a number of different “houses” (Canadian House, Japanese House, German House, American House, etc.) where foreign students can apply to live. You can apply directly on this link: <http://www.ciup.fr/>.

NB. We recommend that you apply as soon as you receive your authorization of enrollment because their rooms are highly sought after. The cost of a room is usually between € 450 and 600.

Les Estudines

Les Estudines offer entirely furnished and equipped accommodation to students.

In order to Book accommodation there,

- Pick a student residence on the following website: <https://www.estudines.com/uk/>
- Regional (Ile-de-France) booking centre phone number: 09 69 39 22 00 (free of charge)

You need to contact the booking centre even if the student residences already appear as fully booked, because availabilities can change every day (departures, cancellations...etc.).

Shared housing

In some cases, the best way is to share an apartment where you will have a bigger place at a lower price.

<http://www.appartager.com>
www.colocation.fr
www.immojeune.com/en/flatsharing/paris
www.student.com
www.ecla-campus.com/en/product/actif
<https://paris.craigslist.org/search/roo>

Private owners and real estate agencies

You can find accommodation online on your own.

WARNING:

- Be very careful because unfortunately, even in Paris there are frauds. If you rent an apartment before your arrival, never send money to the owner without an official contract.
- Apartment agencies being quite expensive, we would recommend that you try to find on your own first.
- Some dishonest agencies ask you to pay in exchange for a list of apartments. Never pay for a list, you only pay when you have chosen an apartment!

2.4 Finances

2.4.1 Cost of living

Living in Paris can be expensive! Make sure you have enough money to cover your whole stay.

Expenses for books and educational material are around € 300.

The cost of a student room is between € 500 and 600 per month.

2.4.2 Tuition fees

The Campus France website gives information about the new tuition fees:

<https://www.campusfrance.org/en/tuition-fees-France>

Tuition fees must be paid in person, upon completion of the administrative registration and before the kick-off meeting of the degree you chose.

2.4.3 Scholarships

The CROUS scholarship

You can only apply if you have been living in France for two years.

The Erasmus+ scholarship

For more information, please contact the BRI: international.biomed@parisdescartes.fr

The Eiffel scholarship

The Eiffel Excellence Scholarship Program was established by the French Ministry for Europe and Foreign Affairs. It enables French higher education institutions to attract top foreign students to enrol in their masters and PhD programs and gives opportunity to the future foreign decision-makers of the private and public sectors, in priority areas of study.

If you are interested in this merit-based scholarship, you can find information on this link: <https://www.campusfrance.org/en/eiffel-scholarship-program-of-excellence>

Warning: the deadline for our programs is earlier than the Campus France deadline.

Our deadline for asking us about the possibility of applying is November 30th.

Please attach the following documents to your application request:

1. CV
2. Personal statement
3. Transcripts from all your higher education years
4. Higher education diploma(s) if applicable
5. Letter of recommendation

Contact the Faculty BRI: international.biomed@parisdescartes.fr

Please follow the instructions below:

1. Check if you are eligible in the Eiffel program guide: https://www.campusfrance.org/en/system/files/medias/documents/2018-10/vademecum_eiffel_2019_en.pdf
2. If you are eligible, send us a request with all the documents mentioned above before November 30th
3. If your application is selected by the master's program committee, we will send you information as well as an application form
4. Please fill out pages 1, 2 and 4 only
5. Send your complete application with all the necessary documents before December 10th
6. We will fill out the other parts and send it to Campus France

According to the Master's Program you have selected, please send all your emails to:

- BME: contact@bme-paris.com
- Frontiers in Chemistry: contact@master-frontiers-in-chemistry.fr
- Neuroscience: master.neuroscience@parisdescartes.fr

NB. You CANNOT apply for the Eiffel scholarship on your own. You MUST contact us and follow the above procedure before November 30th.

We strongly recommend that you look for other scholarships (ask the French embassy in your country) because the Eiffel scholarship is extremely competitive and it gives priority to newcomers, i.e. students who have never been to France before.

The MIEM scholarship

The MIEM Scholarships are scholarships of excellence for the foreign students who would like to study in the faculty of basic and biomedical sciences, in one of the following Master's degrees:

Master in Biomedical Sciences

M1 Chimie et Sciences du Vivant: Frontiers in Chemistry

M2 Chimie et Sciences du Vivant: Frontiers in Chemistry

M1 Neurosciences: M1 Neuroscience

M2 Neurosciences: M2 Neuroscience

M2 Ingénierie de la Santé: Health Engineering option Molecular and Cellular biotherapies

M2 Ingénierie de la Santé: Health Engineering option BiImaging

M2 Ingénierie de la Santé: Health Engineering option Bioengineering and Innovation in Neuroscience

M2 Ingénierie de la Santé: Health Engineering option BioMAterials and BioDevices

M2 Ingénierie de la Santé mention Biomécanique: Health Engineering option Biomechanics

- Who can apply?

Only the students of foreign citizenship who got a foreign high school degree and never lived in France can apply for this scholarship. Students with dual citizenship cannot apply for this scholarship.

- How to apply?

In order to apply for this scholarship, please download the application form. Then, send the application and all the required documents (detailed at the end of the application form) in a single PDF document at the following email address before April 20th of the year of studies (for students to start their course in September): bourses.excellences@parisdescartes.fr

For further details, please read the guide: https://descartesinfo.parisdescartes.fr/wp-content/uploads/sites/9/2019/03/Guide-bourse-MIEM-anglais_0104.pdf

2.4.4 Opening a bank account in France

When opening a bank account the following documents are always required:

- passport / ID card,
- residence permit (if you are not from the EU),
- Proof of residence: telephone or utility bill in your name, a rent receipt or a declaration by the owner stating that you live there, in combination with the lease.

Sometimes you will be asked to provide:

- Proof of earnings or status: contract of employment, student card (or proof of enrollment),

- Financial status: the amount of money you have on other bank accounts,
- Birth certificate.

Banks differ in their services and products. They may have specific products for students, or for people of a specific age. It is therefore recommended to compare the offer of several banks.

For more information, contact the **CIUP**. They can help with all the foreign students paperwork (ask for the “Access service”)

2.5 Health

Please visit the following website which will explain all you need to know about health in France :

<https://www.campusfrance.org/en/healthcare-student-social-security>

2.5.1 Student social security

To be entitled to the **Students Social Security: Sécurité Sociale Étudiante**, you must:

- be enrolled in a higher educational institution recognized by the **Sécurité Sociale Étudiante**;
- be less than 28 years of age on October 1 of the academic year that is beginning (this age limit can be postponed in a few cases);
- present a document proving that you have a valid residence permit, visa ...

The **Sécurité Sociale Étudiante** refunds 70% of a consultation with a physician and the drugs prescribed by the physician.

It is mandatory for all students under 28 years old (except in a few particular cases).

How to be affiliated?

You don't have to do it yourself. You will be affiliated to a center for **Sécurité Sociale Étudiante** at the time of your administrative enrollment. You will pay:

- Tuition fees (around 180€ for undergraduate students and around 250€ for graduate students)
- **Sécurité Sociale** (around 215€)
- Preventive medicine (around 5€)

For more information: <https://www.ameli.fr/assure/english-pages>

2.5.2 Complementary health insurance

The complementary health insurance: Mutuelle, covers in many cases the 30% that are not refunded by the **Sécurité Sociale**. We strongly recommend that you subscribe to one of these insurances.

To be entitled to it, you must pay an additional fee. After your administrative enrollment is complete you can directly go to the **LMDE** and **SMEREP** desk and pay your fee (around 30€).

Reimbursement procedure

During a doctor's visit, a patient usually pays for the cost of the examination and is then reimbursed by the **Sécurité Sociale** system and the student's **Mutuelle** company.

Depending on the situation, the **Sécurité Sociale** can either reimburse everything or only a part of it.

You may go in person to the **Sécurité Sociale** or send the request for reimbursement by post. Charges are usually reimbursed within 15 days to one month.

Use this website to find the address of the **Sécurité Sociale** center of your area: <https://www.ameli.fr/assure/english-pages>



The Sécurité Sociale card: Carte Vitale is free of charge and is used by doctors and pharmacists to transmit requests for reimbursement electronically to the **Sécurité Sociale** system. Charges are then reimbursed within a few days only. But you can only apply to a “Vitale” card once you have a definitive **Sécurité Sociale** number (during the 1st year you will have a temporary one).

For hospital care, hospitals apply a **third party payer system: tiers payant**, which only charges the part that is not reimbursed by the **Sécurité Sociale** system.

The part not reimbursed by the **Sécurité Sociale** system is called a **ticket system: ticket modérateur**. Some pharmacies apply the same system.

Details of benefiting from the **tiers payant** system can be obtained from the insurance company.

Depending on the level of coverage that you chose with your **mutuelle**, you will either:

- Pay the total and get reimbursed the totality
- Pay a part and get reimbursed
- Pay nothing

2.5.3 [Access to healthcare](#)

Health centers in Paris for students

These centers offer free consultations for students that are under 25 years old. However, you need to make an appointment.

Name	Address / contact	Access
Our university Health Center : the SIUMPPS Service Interuniversitaire de médecine préventive promotion de la santé	CUSP: 45, rue des Saints-Pères 75006 Paris	In the faculty of Basic and Biomedical Sciences, book online: http://www.siumpps.parisdescartes.fr/foreign-students/
CMS Boursault Wednesday afternoon only	54 bis rue Boursault, 75017 Tél. 01 53 06 35 60	M° Rome
Les centres médicosociaux		
CMS Ridder Wednesday afternoon only	3 rue de Ridder, 75014 Tél. 01 58 14 30 30	M° Plaisance

Public medical centers

Public Subsidized Centers offer general and specialized medicine consultations and dental services. They belong to the public sector, which means that they can apply the lowest fees and therefore the third-party payer system.

Centre	Address / contact	Access
Centre Au Maire-Volta	4 rue au Maire, 75003 Paris Tél. 01 48 87 49 87	Metro : Arts-et-Métiers
Centre Épée-de-Bois	3 rue de l'Épée-de-Bois, 75005 Paris Tél. 01 45 35 85 83	Metro : Monge ou Censier
Centre médical et dentaire Tisserand	134 rue d'Alésia, 75014 Paris Tél. 01 45 39 49 29	Metro : Plaisance
Centre Edison	44 rue Charles-Moureau 75013 Paris Tél. 01 44 97 87 10	Metro : Olympiades
Centre René Coty	6 avenue René Coty 75014 Paris Tél. 01 43 27 54 15	Metro : Denfert-Rochereau
Centre médical et dentaire Anselme Payen	9 pl. Violet 75015 Paris Tél. 01 45 78 65 20	Metro : Commerce
Centre dentaire de la Porte de Montmartre	9 rue Maurice Grimaud 75020 Paris Tél. 01 71 28 20 51	Metro : Porte de Saint Ouen
Centre Marcadet	22 rue Marcadet 75018 Paris Tél. 01 46 06 78 24	Metro : Marcadet-Poissonniers



Consultations in English

Hospital	Address / Contact	Access
The French-British Hospital Institute (Neuilly sur Seine)	3, Rue Barbès : Woman-Mother-Child 4, rue Klébert : all other services 92300 Levallois-Perret 01 46 39 22 22	RER C : Neuilly Porte Maillot Metro 3: Anatole France
American Hospital of Paris	63, Boulevard Victor Hugo 92200 Neuilly-sur-Seine 01 46 41 25 25	Metro 1, 3
AP-HP Hôpital Universitaire Pitié Salpêtrière (Paris)	47-83, boulevard de l'Hôpital 75651 Paris 01 42 16 00 00	Metro 5, 6, 10
AP-HP Groupe hospitalier Cochin (Paris)	27, rue du Faubourg Saint-Jacques 75679 Paris 01 58 41 41 41	Metro 4, 6
AP-HP Hôpital Lariboisière et Fernand-Widal (Paris)	Lariboisière : 2 rue Ambroise Paré, 75010 Paris 01 49 95 65 65 Ferdinand-Widal : 200, rue du Faubourg Saint-Denis, 75475 Paris 01 40 05 45 45	Metro 4, 5
AP-HP Hôpital Bichat - Claude-Bernard (Paris)	46, Rue Henri Huchard 75018 Paris 01 40 25 80 80	Metro 13
AP-HP Hôpital Saint Antoine (Paris)	184, rue du Fbg Saint-Antoine 75571 Paris 01 49 28 20 00	Metro 1, 8

There are two categories of doctors:

- General practitioners are doctors who take care of all types of health problem, such as: sore throats, strains, gastroenteritis and rheumatism.
- Specialists are doctors who are specialized in a certain field such as Obstetricians, ophthalmologists, neuro-psychiatrists, etc.

Doctors charge more for nighttime examinations, on Sundays, during the holidays and for visits at your house.

NB. Always ask in advance if you need to pay a part or if you are fully covered. Situations can vary

A few websites in English for expats in France, with information on the French Health system, how to find doctors, and a lot of useful information:

<https://en.parisinfo.com/practical-paris/useful-info/health-in-paris>

<https://www.expatica.com/fr/healthcare/healthcare-basics/french-doctors-how-to-find-a-doctor-in-france-101170/>

<http://www.easyexpat.com/en/guides/france/paris/health/general-practitioner.htm>

<https://www.completefrance.com/living-in-france/healthcare/how-to-find-a-gp-in-france-1-5689910>

<https://france.embassy.gov.au/pari/Engdoc.html>

French websites to find a doctor and book an appointment:

<https://allodocteur.fr/>

<https://urgencedocteurs.com/fr/>

<https://www.doctolib.fr/>

The French British Hospital Institute

The French-British Hospital Institute offers surgery, almost all types of consultation, (3, rue Barbès) as well as a maternity (4, rue Klébert). It has a high percentage of nurses, and qualified doctors from Great Britain. It is partially subsidized by the French State.

The practice prices are thus normal prices, but because of its semi-private character, they do not accept the European Health Insurance card, so you will need to pay for the total amount and then ask your private insurance for a refund. If you do have a **Carte Vitale**, you will only need to pay for the **mutuelle** part, and then ask your **mutuelle** to refund their part.

For more information: <https://www.hopitalfrancobritannique.org/en/>

The clinic of the American Hospital of Paris

The clinic of the American Hospital of Paris provides a medical and surgical emergency service 24 hours a day. The whole team is bilingual. These practitioners can call specialists accredited by the hospital. In any case, there is always a cardiologist and intensive care doctor on duty at the American hospital.

For more information: <https://www.american-hospital.org/>

Pharmacies

Pharmacies have the monopoly for selling drugs. They are usually open from 8 am till 8 pm and they close on Sundays (some of them close on Monday too).

When a chemist is closed, the addresses of the nearest chemists on duty are displayed on the door.

Pharmacists cannot sell you any kind of drugs. Some drugs are only available with a prescription from the doctor.

In the table below, you can find a list of pharmacies that open 24/7:

Pharmacy	Address	Access
Pharmacie Les Champs, Champs-Élysées	84, avenue des Champs-Élysées 75008 Paris 01 45 62 02 41	RER A : Charles de Gaulle Etoile
Pharmacie Européenne de la Place Clichy	6 place de Clichy 75009 Paris 01 48 74 65 18	Metro Place de Clichy
Pharmacie Principale de la Porte d'Orléans	4 place du 25 Août 1944 75014 Paris 01 45 42 27 75	Metro Porte d'Orléans
Pharmacie Bastille	6 boulevard Richard Lenoir 75004	Metro Bastille
Pharmacie de la porte de Montreuil	2 avenue de la porte de Montreuil 75020 Paris	Metro Porte de Montreuil
Pharmacie de la Place de la République	5 place de la République 75003 Paris 01 47 00 18 08	Metro République

Emergency numbers

If you have had an accident and your state of health requires that you seek immediate treatment, here are the emergency numbers to ring:

Emergency European number	112
Fire Brigade	18
Police emergency services	17
SAMU (ambulance emergency service)	15
SMS or fax emergency number (for people with hearing and speaking difficulties)	114
SOS Médecins (doctors, house calls)	36 24 or 01 47 07 77 77
SOS Dentaire (dentists)	01 43 37 51 00 or 01 43 36 36 00
Drugs Addiction Information Service (7 jours/7, 8h-2h)	0 800 23 13 13
Aids Information Service	0 800 840 800
Paris poison control center	01 40 05 48 48
STD screening center at the Institut Alfred Fournier	01 40 78 26 00 or 01 40 78 26 71
Burn Treatment Center (Saint-Louis Hospital)	01 42 38 51 61

2.6 Transportation

2.6.1 From the airport to Paris city center

At the airport, you will find many options that lead you to Paris. Some of which are cheaper than others.

The links below provide you with detailed information about the different types of transportation and their costs from both Paris Charles de Gaulle and Paris Orly.

<http://www.parisaeroport.fr/en/passengers/access/paris-charles-de-gaulle/find-my-route>

<http://www.parisaeroport.fr/en/passengers/access/paris-orly/find-my-route>

You can buy tickets using machines near the gates of the train station. You will most likely need to take different trains to get to your destination. We advise you to ask for a free public transportation map at the booth.

2.6.2 Public transportation

Metro, train, bus, RER, trams

An itinerary planner is available on http://www.ratp.fr/en/ratp/c_21879/visiting-paris/, you can use this site to plan all of your trips by public transport in and around Paris.

You can also download the RATP or City mapper application on your smartphone.

A detailed map of the Metro and RER lines are found on <http://www.ratp.fr/plan-interactif/>

In order to move around using the public transport network you need to buy a ticket or to buy **The Paris Transport Card: Navigo pass**, which is a transport card. You can pay either every week, every month or every year. It is very helpful since it gives you unlimited access to the bus, tramway, RER and Metro.

You can get this pass in every RATP office that you will find in the big metro stations such as Montparnasse, Saint Lazare, Gare du Nord, Gare de Lyon, Châtelet les Halles etc.

You can also do it online but it can take a while to receive it.

NAVIGO can take up to 1 MONTH to arrive by mail at your French address.

It is imperative to put a photo on your pass; otherwise, you will receive a fine.

[Navigo Pass For students below the age of 26](#)

For further information: <https://www.ratp.fr/en/titres-et-tarifs/navigo-monthly-and-weekly-travel-passes>

At the beginning of the academic year, students below the age of 26 can apply for **The Paris Student Transport Card: carte imagine R**.

You will need to have the ImagineR application stamped by the scolarité.

To subscribe you can also go to any RATP office situated in any metro station get the application, fill it up and send it by post along with the required documents.

Public bicycle sharing system

If you prefer to use a bike, Paris offers **public bicycle sharing system**: **Velib'** bikes. You can find **Velib'** stations everywhere. You can get a **Velib'** one-year pass if you have a French bank account.

If you do not need a yearly pass, it is possible to rent a bike for one day or one week using a foreign bankcard also. In this case, follow the instructions at any **Velib'** station.

Tip: the first 30 minutes of each journey are free so go on short rides and return your **Velib'** before the 30 minutes end.

For more information: https://www.velib-metropole.fr/en_GB

NB. It is better to know the area before venturing with a bicycle in Paris due to heavy traffic in the city.

Private electric scooters sharing system

Different operators have put electric scooters to use all over the city. You need to download the app of the company of your choice and they tell you how to proceed.

Taxis and private hire vehicles

Visit the following website in order to see all the taxi and private hire vehicle companies available in Paris:

<https://en.parisinfo.com/practical-paris/how-to-get-to-and-around-paris/taxis-and-chauffeur-driver-vehicles-in-paris>

2.7 Communication

2.7.1 Internet

Internet is available everywhere and the cost is usually included in the rental price (you must check with the landlord). In other cases, you may have to establish an Internet connection at your own cost with the consent of your landlord. Many **internet providers** in France such as: **Free**, **SFR**, **Orange**, **Numéricâble**, **Bouygues Télécom**, etc., offer competitive subscription packages. For more information, you need to visit their websites.

2.7.2 Telephone

Telephone: You can find different types of telephone operators such as:

Free: <http://www.free.fr/>

SFR: <http://www.sfr.fr/>

Orange: <http://www.orange.fr/>

Bouygues: <https://www.bouyguetelecom.fr/>

La Poste Mobile: <https://www.lapostemobile.fr/>

Each of them offers a different package, for more details check the respective website.

NB. There are some low cost and commitment free-**operators**. Among them: **Free**, **Red by SFR**, **Sosh by Orange**, etc.

2.8 In the faculty's neighborhood (see the map below)



2.8.1 Food and Beverage

CROUS canteens are available for students at Paris Descartes (3.60 euros for a starter + main dish + dessert). The payment can be done either by cash or with the student card that can be charged with a certain amount of money.

1. **La cafétéria CROUS des Saints Pères:** Price-quality ratio is very good; however, there is a very long waiting queue! Try to find the best time to have lunch. The dishes are hot and served until 2pm.

In addition, many restaurants next to the university offer special menus for student (sandwich + dessert + drink for 10 euros maximum) → cf map.

2. **Au Carabin Gourmand:** A little bit more expensive than the CROUS and is most of the times full during lunch breaks. It offers different kinds of menus such as Salads, Paninis, sandwiches, hot meals, desserts, etc. (36 Rue des Saints-Pères)

3. **Nooï**: Delicious pasta to take away! Open-plan kitchen, you can choose and observe the preparation of your own portion, Nooï will show you everything! (4 Rue Perronet)
4. **Apégo**: Salads, Paninis, sandwiches... Come and discover their offers facing the university! (22 Rue des Saints-Pères)
5. **Le galette café**: Taste delicious crêpe with a cup of coffee just a short walk away from the faculty. (2 Rue de l'Université)
6. **Casa Delfa**: Salads, Paninis, sandwiches, pizza, desserts. What are the advantages? The owners are awesome! (27 Rue des Saints-Pères)
7. **Chinois Chez Poon**: Asian caterer: spring rolls, bites, rice, noodles etc. (42, Rue Jacob)
8. **Joséphine Bakery**: Go ahead and try their different types of sandwiches with their famous and timeless chocolate. (2, Rue Jacob)
9. **Picard**: Very large choice of frozen food. If you have time to buy and heat the dish up at the locale, do not hesitate! It is cheaper than most of the meals that you may find in the neighborhood. (24 Rue du Dragon)
10. **Le Vesuvio**: Pizza and salads (1, Rue Gozlin)
11. **Restau Universitaire Mabillon**: A full meal for € 3.25 only! However, you should anticipate a one-hour break. (3, Rue Mabillon)
12. **Evi Evane Meézès (Greek restaurant) Odéon**: Do you feel like having a Kebab? With or without fries? White sauce or harissa? Do not hesitate to go to the Greek restaurant! (66 Rue Mazarine)
13. **Restau Universitaire Mazet**: It is just like the university restaurant at Mabillon, it offers in addition pizzas. However, it is a small location so decide carefully before going. (5, Rue André Mazet)

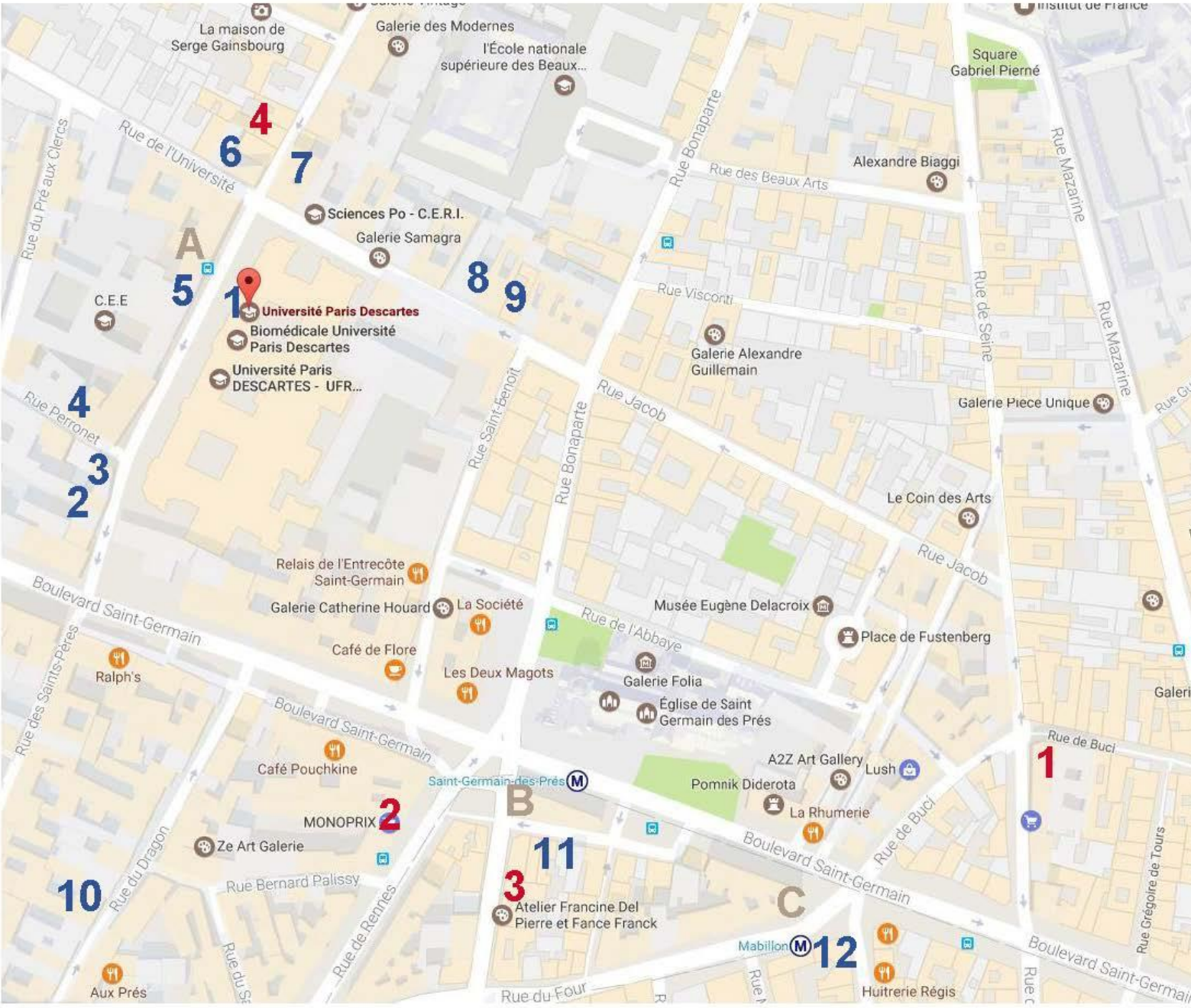
2.8.2 Facilities

Supermarkets and tobacconists:

1. **Carrefour Market** (79, Rue de Seine)
2. **Monoprix** (52, Rue de Rennes)
3. **Tabac le Québec** (45, Rue Bonaparte)
4. **Tabac librairie, papeterie** (52, Rue du Cherche-Midi)

ATM that could be useful:

- B. **BNP (PARTNERSHIP WITH APS)** (109, Rue de Rennes)



III. STUDYING AT THE FACULTY

3.1 Enrollment procedure

First, you need to fill out your [course enrollment procedure at the host faculty](#): at the **registrar's office**: [scolarité](#) of the [Faculté des Sciences fondamentales et Biomédicales](#) of Paris Descartes University, located on the ground floor of 45, rue des Saints Pères 75006 Paris.

Exchange students should report to the [BRI](#). It is also located at the [scolarité](#).

Kindly find below the documents needed (original + translation in French or English):

3.1.1 Licence

- The online application form signed by the student and the home university
- The Learning agreement: We remind you that we will not accept students with a learning agreement of less than 30 ECTS for 1 semester-long exchange and less than 60 ECTS for 1 year-long exchange.
- A copy of the transcript showing the academic level courses completed
- A proof of French B2 level
- A copy of your ID card /passport
- A copy of your student card

3.1.2 M1

- Original and photocopy of transcript (grades) of high school diploma
- Original and photocopy of transcript (grades) for each year or semester of studies after high school
- Original and photocopy of National ID or passport
- 2 passport photos (bare faced with first and last name written at the back)
- 2 stamped envelopes (20 grams each)
- A certificate of civil liability

3.1.3 M2

- Original and photocopy of transcript (grades) for each year or semester of studies after high school
- Original and photocopy of bachelor's and Master's diploma
- Original and photocopy of National ID or passport
- 2 passport photos (bare faced with first and last name written at the back)
- 2 stamped envelopes (20 grams each)
- A certificate of civil liability

3.1.4 Foreign students

- Documents listed above
- Original and photocopy of valid residence permit or in process of renewal

- Birth certificate for all foreign students or students born outside of France

3.1.5 Students on scholarships

- Documents listed above
- Final or conditional decision notice of scholarship

Then you will need to complete your [administrative enrollment at the University](#): when you finish the course enrollment procedure you must go to the main campus of Paris Descartes on the day of time of the appointment given by the **scolarité with all the necessary documents** (ask the person that is handling your enrollment procedure), in order to pay your tuition fees and receive your student's ID card at the following address:

Université Paris Descartes
12 rue de l'École de Médecine, 75006 Paris - "Salle des Inscriptions"
Métro : Odéon or RER B : Cluny La Sorbonne.

3.2 The tools to study in the best conditions

3.2.1 The WIFI

Internet at Paris Descartes University is free for students. To connect to our wireless network, you will:

- Access the Paris Descartes network and you'll find the page below



- Enter your **username**: **Identifiant** and **password**: **mot de passe**, which you can find on your **enrollment certificate**: **certificat de scolarité**.

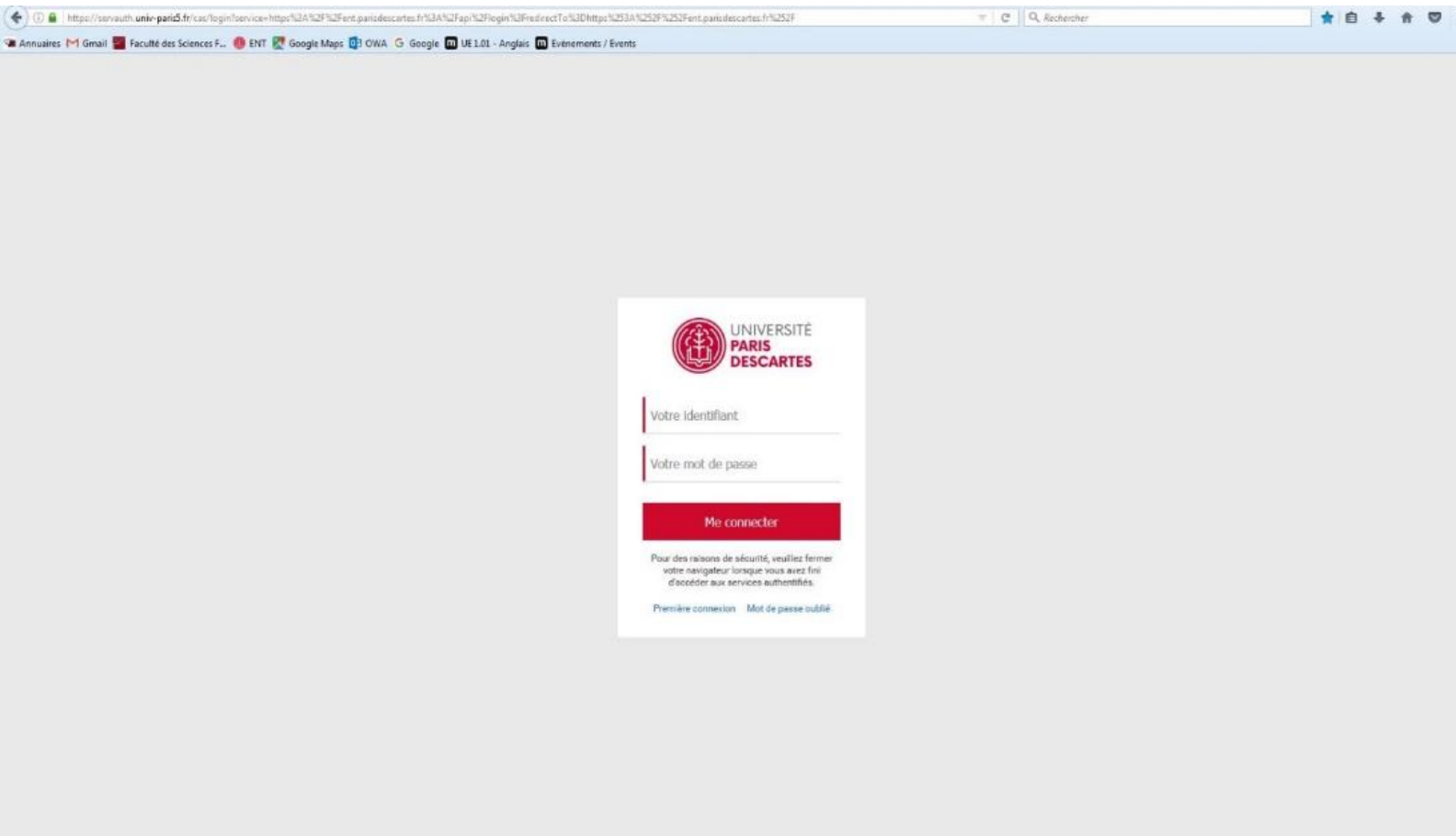
If you are not a current member of the University, a free access to the wireless network is still possible: ask a temporary account at the circulation desk

- Free-access computer rooms for students:

First floor: room T177 and Durkheim room. Second floor: room T209bis

3.2.2 The ENT

ENT is a platform that puts online resources for students, teachers, and university staff. It also gives you access to your Paris Descartes email. You will be able to get the website address when you get your **certificat de scolarité**.



3.2.3 Moodle

Moodle is an e-learning system managed by Paris Descartes. The system allows a better communication between students and teachers and share information respectively.

Moodle is **THE main communication tool** between students and teachers. It contains course materials, internship offers, and classroom changes: **EVERYTHING is on Moodle!**
To access the Moodle, go to the following website: <http://moodle2.parisdescartes.fr>

Then click on “**Sciences Fondamentales et Biomédicales**”, enter your **Identifiant** and **mot de passe** in order to have access to all the information.

Bienvenue sur Moodle2

Connectez-vous impérativement à l'UFR à laquelle vous êtes rattaché administrativement pour accéder aux différents cours en ligne.

Services de l'Université
(SCD, C2, TICE ...)

Sciences Fondamentales & Biomédicales

Sciences Humaines & Sociales

Chirurgie dentaire

Médecine & Maïeutique

Mathématiques Informatique

Psychologie

IUT

Droit Economie Gestion

STAPS

Pharmacie

Enseignement à distance EAD

Besoin d'aide sur Moodle 2 ?
moodle(at)parisdescartes.fr

3.2.4 Student email

Every enrolled student at Paris Descartes will have an email once the tuition fees are paid. It will be used for all matters regarding university courses and lessons. It will be numbers at first but we require for you to modify it as follows: name.lastmane@etu.parisdescartes.fr

ATTENTION: your Paris Descartes email «.....@etu.parisdescartes.fr» will be the only way of communication between you and the faculty.

You must change it to «yourfirstname.yourfamilyname@etu.parisdescartes.fr») and must use it on a daily basis!

In order to use your **email inbox**, go to the ENT; enter your **Identifiant** and **mot de passe** (which are on the **certificat de scolarité** they hand you upon payment). Then, go to the **mailbox: messagerie** and check or send emails.

3.3 The calendar

There are two semesters during the academic year. The first one starts beginning of September and the second beginning of January. The **scolarité** publishes the online course schedule with holiday periods before the beginning of each semester.

For more information you can check the faculty website, or your degree's contacts, they will send you the current calendar.

3.4 The grading system

In French Universities, grades are awarded on a 20 point scale. The passing grade is 10/20.

Each semester, there are two sessions of exams for the 30 ECTS (European Credit Transfer System) you have to validate. Semesters are independent from one another but in total you have to validate 60 ECTS over the whole year.

You have to pick a certain number of **courses**: **Unités d'Enseignement: UE** each semester and you get one grade for each **UE**. You are also attributed a French classification (cf. below) based on your overall average for the first session exams only, but you will not get any classification if you have to take the second session exams.

To pass the semester at the first session OR the second session, you must have an overall average equal or higher than 10/20 with all grades above 7/20.

If you do not fit these conditions, here are the different cases you can face:

- Your overall average is lower than 10/20: you must attend the second session and take all exams for which your grade was lower than 10/20.
- Your overall average is equal or higher than 10/20 but you have one or several grade(s) lower than 7/20: you must attend the second session and take all exams for which your grade was lower than 10/20.

N.B: all grades equal or above 10/20 obtained at the first session are kept for the second session average.

French Grade out of 20	English equivalent out of 100	US grade	French classification	English equivalent
From 16 to 20/20	Pass 80%-100%	A+	Très Bien (excellent)	Summa cum laude
From 14 to 16/20	Pass 70%-80%	A	Bien (good)	Magna cum laude
From 12 to 14/20	Pass 60%-70%	B	Assez Bien (satisfactory)	Cum laude
From 10 to 12/20	Pass 50%-60%	C-D	Passable (passing/average)	/
Below 10/20	Fail	F	Ajourné (unsatisfactory)	/

For your information:

If you earn more than 30 ECTS per semester, your last grade will appear on your report as a complementary course but only if you succeed.

3.5 Examination

3.5.1 Two sessions

For each exam, there are two sessions:

Semester 1: the first session is in January and the second session (catch-up session) is in June.

Semester 2: the first session is the last week of June and the second session (catch-up session) is in September.

NB. The **scolarité** publishes the exam dates at the beginning of the year on the faculty's website. Note that you need to have your student's ID on the day of any exam.

3.5.2 Cheating

In case of cheating or attempt to cheat during a test or an examination, the student(s) involved will obtain a grade of zero and will be called upon to appear before the disciplinary committee held by the University. Disciplinary measures which can go up to expulsion will be implemented (cf. University rules).

3.6 French language courses

3.6.1 French classes

If your program does not provide French classes you can take courses. For more information please contact the Incoming student Manager at the main campus: incoming@parisdescartes.fr

3.6.2 The Intensive Course in French Language and Civilization

The Incoming Student Manager will inform you about **the Intensive course in French Language and Civilization: Stage Intensif en Langue et Civilisation Française: SILC** and Cultural Visits dedicated to all international students whether they are on an Exchange Program or not.

Two sessions are possible:

- Session in September open for students that are on an exchange program for one semester and for students who have a one year student visa and registered for the whole year.
- Session in January open for students that have a student visa and are registered for the second semester.

3.7 Life on Campus

3.7.1 The Faculty Building

The **Centre Universitaire des Saints Pères: CUSP** is the name of the building for the four following areas:

The **First Common Year of Medicine Studies** : **Première Année Commune aux Études de Santé: PACES**

Humanities and Social Sciences: **Sciences Humaines et Sociales: SHS**

Mathematics and Computer Science: **Mathématique-Informatique**

Basic and Biomedical Sciences: **Sciences fondamentales et Biomédicales**

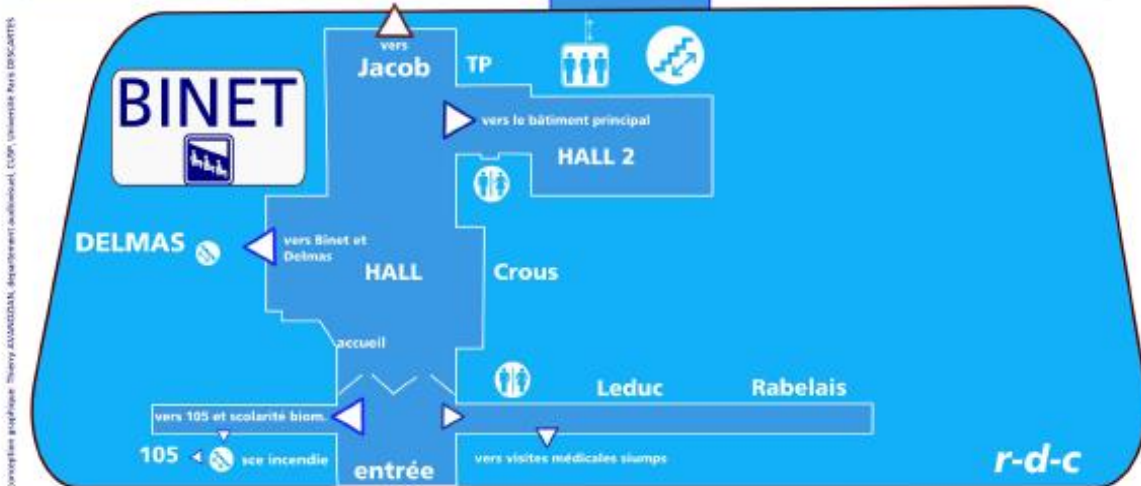
3.7.2 Location of the CUSP

The building is located at 45, rue des Saints Pères 75006 Paris and is called the **CUSP**. It hosts three faculties: **Sciences fondamentales et Biomédicales**, **Mathematics-Computer Science** and **Social Science**.

3.7.3 The map of the CUSP



105	via rdc
Avogadro	2
Binet	hall
Bourcery	7
Broca	7
Broglie (de)	1
Bernard (Claude)	4
conférences (salle de)	2
Cordier	5
Crick	2
Cunéo	5
Curie	4
Delmas	via hall
Farabeuf	5
Fourier	5
Franklin	2
Gley	3
Giroud	3
Grignard	4
Jacob / J***	via hall
Lavoisier	3
Leduc	r-d-c
Mendel	1
Nicolas	5
Piaget	6
Poirier	5
Polonovski	2
Rabelais	r-d-c
Richet	3
Rouvière	5
Sabatier	4
SCFC	8
Thèse (salle des)	5 Jacob
TP	r-d-c / 2
Vieussens	7
Watson	2
Weiss	1
Wilkins	2
accueil	hall
bibliothèques	Jacob
crous	hall
maison des langues	7
services médicaux	1
scolarité: biomédicale	r-d-c
maths et info	Cunéo
SHS Sorbonne	Jacob 2°



conception graphique Thierry ASSUMERON, Département audiovisuel, CUSP, Université Paris Descartes

3.7.4 Student Organizations

Les Cartésiens

Les Cartésiens is a society for PhD students and doctors.

The society was created in 2011 in order to associate PhD students and doctors of Paris Descartes University.

Around 250 young researchers are part of the adventure, all disciplines included.

First created at Paris Descartes University, they expanded to the USPC: all the nine Paris Sorbonne Universities.

They support four areas of activities:

- Defending the rights of PhD students thanks to their network of researchers
- Scientific mediation which the members communicate on their research projects
- Career pursuit by accompanying researchers with entrepreneurship
- Networking with many events such as meetings with researchers from the private field, professional themed workshops, and a great diversity of tools and media

Les Cartésiens are an ambitious society constantly growing and willing to support actively all the young researchers of USPC get all the space they need to develop their skills.

Contacts:

Les Cartésiens

<http://lescartesiens.parisdescartes.fr/>

Le Cercle des docteurs et doctorants de Paris Descartes

Université Paris Descartes

12 rue de l'Ecole de médecine

75006 Paris

lescartesiens.asso@gmail.com

APS

L'Amicale Paris Sciences (APS) is a non-profit organization that was created in 2005.

Membership is on a voluntary basis and all members are volunteers.

The society informs and encourages student gatherings, offers snacks and homework support.

APS not only helps students with their schoolwork but also facilitates their integration.

They promote events in order to bind students together which helps them succeed and study in a warm environment.

Some members are elected representatives; they listen to students and can pass on their suggestions to the Head of the faculty.

Contacts:

Amicale Paris Sciences

<http://aps-paris5.fr>

Local T163

Université Paris 5 Descartes

Centre Universitaire des Saints-Pères

45, rue des Saints-Pères

75006 Paris

01 42 86 41 02

assosaps@gmail.com

C2P1

C2P1 is a non-profit organization for the students in their first year of Medicine studies. It was created in 2005. Their office (T203) is on the second floor, next to the “amphithéâtre Polonovski” and is open from Monday to Friday, from 9am to 7pm.

They give students information; they support students facing learning, financial or personal difficulties and plan events.

Contacts:

C2P1

Cercle Cartésien des Étudiants en Première Année Commune aux Études de Santé

adminweb@c2p1.fr

Salle T203, UFR Biomédicale des Saints-Pères

45 rue des Saints-Pères, 75006 Paris

01 42 86 40 59

contact@c2p1.fr

3.8 Application procedure

3.8.1 Contacts

Faculty's website: www.biomedicale.parisdescartes.fr

The **scolarité** is usually open

Monday until Thursday: from 9am to 12pm and 1pm to 5pm

Friday: from 9am to 12pm and 1pm to 4'30pm

For more information, kindly, contact the respective email:

- For the Health Sciences Bachelor's degree: International.biomed@parisdescartes.fr
- For the BME Master's degree: contact@bme-paris.com
- For the Frontiers in Chemistry Master's degree: contact@master-frontiers-in-chemistry.fr
- For the Neuroscience Master's degree: master.neuroscience@parisdescartes.fr

3.8.2 International Master's degrees

BME

Application dates: from February 1st at 12am to June 30th 11:59pm for the following academic year

Please go to the following website and apply online: www.bme-paris.com/application

For more information, email the Master's contacts: contact@bme-paris.com

Frontiers in Chemistry

Application dates: from February 18th at 12am to June 30th 11:59pm for the following academic year

Please go to the following website and apply online: www.master-frontiers-in-chemistry.fr/application

For more information, email the Master's contacts: contact@master-frontiers-in-chemistry.fr

Neuroscience

Application dates: from February 18th at 12am to June 30th 11:59pm for the following academic year

Please go to the following website and apply online: www.master-neuroscience-paris.fr/application

For more information, email the Master's contacts: master.neuroscience@parisdescartes.fr

Any other degree

Kindly email the BRI: international.biomed@parisdescartes.fr

3.9 Enrollment procedure

3.9.1 Public liability insurance (l'Assurance de Responsabilité Civile)

The Public Liability Insurance: *Assurance de Responsabilité Civile* is a personal insurance which protects you in case you harm someone or cause any damage. It is **mandatory** for all students and must be brought as soon as possible to the *scolarité*. It can be obtained through SMEREP or LMDE, through your housing insurance or even through your bank. Students must present this document whenever they are going to do an internship in France.

3.9.2 Contribution Vie Étudiante et de Campus: CVEC

The *Contribution Vie Étudiante et de Campus (CVEC): Life on Campus Student Participation Fee*, It is a fee that covers for all the services available to the University students. It gives them access to healthcare, sports activities, art and culture, social and welcoming services...

It is compulsory to pay for it when you register otherwise you are not allowed to study.

It is €90 for the school year. You need to go online: www.messervices.etudiant.gouv.fr

Once you have paid it, the CROUS will email you a certification and a password that you will need to give during the enrollment procedure, from around the beginning of July.

This fee can be of charge for the following students:

- Students who get the CROUS scholarship or a CROUS financial help (kindly contact the CROUS for more information)

- International exchange students (on an exchange program)

3.9.3 Registration form

The form below is the translation of the original French one that you will need to fill in once you arrive at the university. It is a paper form. READ IT since it will help you understand what kind of information you will need when filling out the French form.

Year of graduation :

In France

Abroad

Track:

(For Scientific degree, specify the specialty)

Degree or Equivalent Code:

Distinction/Honors:

Distinction code:

Type of institution:

LY - High school French University Abroad Other

Name of institution:

Departement number:

ADDRESSES

Permanent address (outside the academic year) :

Street number, Street name, Building, etc.. :

Zip code : City:

Country:

Home Phone:

Type of accommodation during the academic year :

1 - University residence

2 - Residential care home

3 - CROUS housing

7 -

4 - Parental home

5 - Individual home

6 - Student dorm

Address for the current academic year (if different from permanent address):

Street number, Street name, Building, etc.. :

Zip code : City:

Country:

Home phone:

Student's mobile phone :

Student's personal email address :

REGISTRATION PLAN

• 1 - Initial training

• 2 - Continuing education financed by a public or private institution

• 3 - Apprenticeship

• 4 - Continuing education not financed by a public or private institution

STATUS

• 01 - Student

• 03 - Continuing Education student

• 05 - International Exchange (incoming)

SOCIO-PROFESSIONAL STATUS

Are you currently employed?

Yes

No

Warning: for workers born on or after 01/10/1987, please provide work contract (or certificate from your employer) and payroll statement issued within less than 3 months

If yes, specify the nature of your job:

CSP Code :

Professional activity of the student during the academic year (check one box only) :

40 - Paid student (as part of his/her study program)

A1 - Temporary contract (CDD)

A2 - Permanent contract (CDI)

A4 - Self-employed professional

B4 - Public sector employee

B7 - Professor-to-be

Working hours:

1 - Full time 2 - Part time (more than 120 hours/quarter)

(for the whole year)

3 - Part time (less than 120 hours/quarter)

Occupation of the student's father :

CSP Code :

Occupation of the student's mother :

CSP Code :

INTERNATIONAL EXCHANGE PROGRAMS (only for incoming students at Paris Descartes)

Incoming student Country : _____ Name of home institution : _____
Name of exchange program : 1 - Socrates Erasmus 9 - Other EU program X - Bilateral agreement outside EU

LAST INSTITUTION ATTENDED

Type of institution: 00 - French university 10 - Foreign institution 15 - Other LY - High school
Number of French department : _____ or country : _____ Year :
Name of institution: _____

SITUATION DURING THE PREVIOUS YEAR (studies attended in 2014/2015)

A - French high school B - BTS C - IUT D - CPGE E - Engineering school F - ESPE (IUFM)
 G - Distance learning H - French university J - Management school K - National school
 Q - Foreign high school R - Foreign university S - Other institution
 T - Currently out of school, never registered in a higher education institution before U - Currently out of school, previous
Name of institution _____ Number of French department : _____ or Country : _____

LAST DEGREE OBTAINED

001 - French baccalauréat 002 - DAEU 003 - ESEU 004 - Capacité en droit 010 - BTS 011 - DUT
 012 - Attestation CPGE 013 - DEUG 016 - PACES 029 - Other undergraduate program
 040 - Licence 050 - Maîtrise
 055 - End of second cycle of medical, pharmaceutical, dental, midwifery studies
 056 - Midwife degree 069 - Other 2nd cycle diploma (other than Master's degree) 072 - Master's degree
 89 - Foreign high school degree
 073 - Engineering degree 079 - 3rd cycle University degree 090 - Other foreign post-graduate degree
 519 - Other French post-graduate degree 900 - No diploma L - Paramedical and social Diploma : _____
Name of institution : _____ Number of French department : _____ or Country : _____
Academic year: -

CONCURRENT CURRICULUM (outside of Paris Descartes)

Are you registering in another institution besides Paris Descartes university?
If you are, specify the name of that institution: _____
If you are, please specify the type:
 00 - Another university 01 - BTS
 02 - CPGE 03 - Business school 04 - Engineering school 05 - Private institution of higher education
 06 - Artistic or cultural institution 10 - Foreign institution
 11 - ENS 13 - School of architecture 14 - ESPE (IUFM) 15 - Other
 17 - Distance learning 18 - Paramedical or social institution

ADMINISTRATIVE REGISTRATION AT PARIS DESCARTES

Clearly write the title of the degree or program,
indicating what year you will be attending
(for example: 1st year of licence, 3rd year of medical studies, 2nd year of master...)
and faculty of registration: _____

Etape code : _____
Vet code: _____
Vdi code : _____
Distance learning
 From a foreign country
 From France

SCHOLARSHIP (exemption certificate to be collected from the Paris Descartes scholar

If you are a on a scholarship for the degree mentioned above, indicate the type of grant and provide supporting documents:

- 01 - Foreign student on a French scholarship awarded by the government Scholarship hold- Yes No
- 02 - Scholarship based on social criteria (CROUS) Yes No
- 09 - Scholarship pending

N° Identifiant National Étudiant (INE)

--	--	--	--	--	--	--	--	--	--	--	--	--	--	--	--	--	--	--	--

PROFILE AND SOCIAL SITUATION

Profile code :

--	--

Social situation code :

--	--

* boxes filled by university administration

SOCIAL SECURITY

Indicate your French social security registration number including key (15 digits):

OPTIONAL RIGHTS

If you wish to get paper course material from the Faculty, tick the corresponding box:

- | | | |
|---|---------------------------------|---------------------------------|
| <input type="checkbox"/> PACES | <input type="checkbox"/> DFGSM2 | <input type="checkbox"/> DFASM1 |
| <input type="checkbox"/> Bachelor's or M1 | <input type="checkbox"/> DFGSM3 | <input type="checkbox"/> DFASM2 |
| <input type="checkbox"/> M2 | | <input type="checkbox"/> DFASM3 |

Copies are also available online and can be downloaded for free.

Paris, (date)

File number (mandatory)

Registrar's stamp

Certified accurate and faithful

Student's signature (mandatory)

Date and time of appointment

Date and signature of the re

3.10 Rules and Code of conduct

3.10.1 Commitments

- Act with courtesy and respect to all people who live, work and study at Paris Descartes or who are connected in any way with the University,
- Respect the campus environment and use all facilities with care and consideration,
- Attend all face-to-face classes and be punctual and committed to your studies and work to achieve the best results possible,
- Take responsibility for seeking any support needed and make the most of the tools available to you, for example use the Moodle,
- Help us improve your experience by telling us what you think through supporting your program representatives and providing constructive feedback. Your tutor or the class delegate will be here to receive your feedback.
- Regularly check your University email account, Moodle, telephone even if you are abroad,
- Be honest and responsible: Cheating will NOT be tolerated and will be penalized,
- Comply with the University's policies and procedures,
- You have to participate actively while in class. Passivity will not be tolerated.

3.10.2 Attendance and punctuality

- No absence will be tolerated. All absences HAVE to be justified. You need to tell the program chairs and bring a proof to the **scolarité** within ONE WEEK maximum.
- If you arrive more than 15 minutes late, you WILL NOT be able to attend the course and will have to wait for the next one.
- If you do not respect the attendance and punctuality rules, you will be penalized. If your absences or lack of punctuality are persistent, you will face the risk of being expelled from the program.

3.10.3 Stay up-to-date

- Each student HAS to check his/her Paris Descartes email account daily.
- Each student MUST check the Moodle platform regularly.
- Each student MUST tell the **scolarité** about any change of email address, home address or telephone number.

IV. PRE-ARRIVAL CHECKLIST

4.1 Immigration

- Check the details of your entry visa
- Ensure you enter France within the validity of your visa
- Make photocopies of your passport and visa
- Carry a print out of your admission letter in your hand luggage as well as any other documents you used for your visa application
- Collect your OFII (French Office for Immigration and Integration) vignette promptly on arrival in France

For more information, check the following website: <http://www.diplomatie.gouv.fr/en/coming-to-france/>

4.2 Health

- Obtain a European Health Insurance Card or insurance that covers you during your trip and at least until you are registered in the French system.
- If you receive on-going medical treatment and / or medication, obtain a letter from the doctor in your home country (in English or French if possible) with the details, as it may be useful for your new doctor. Check whether you can take your medication on your flight and through customs.

4.3 Finances

- Consider how much money to bring to France (and whether your home country restricts the amount of cash that can be taken out of the country and how much you can bring into France) and / or whether to use Traveler's Cheques. You should request money in €5, €10 and €20 notes, as €50 notes and above may not be accepted for smaller payments.
- Ensure you have sufficient money in cash / credit card to cover your expenses until you open a bank account.
- Establish whether your current bankcard, if applicable, can be used in France and whether your bank can provide any advice about transferring money to France.

4.4 Transportation

- Plan your onward journey to Paris Descartes University.
- Consider baggage restrictions on your flight.

- Check any restrictions on goods that can be brought into France.
- Consider travel insurance.

4.5 Preparing to study

- Make sure you gathered all the documents needed for enrollment (diploma, transcripts, etc.)
- Consider bringing money for course material (around € 300 for one year)

4.6 Living in France

- Consider whether you need an adaptor for any electrical devices, you intend on bringing to France.
- Consider the Paris Climate <http://en.parisinfo.com/practical-paris/useful-info/climate>

III. HOMESICKNESS

The decision to study at Paris Descartes University brings the opportunity to make new friends, to expand your academic knowledge, and to change your existing view of the world. However, in common with any major transition, it also brings challenges. Feeling homesick can be one of them, even if you have already lived abroad. It is one of the emotional states that can be a part of what is known as “culture shock”.

Homesickness is a common experience for international students who have left home for the first time. It can affect people in different forms: e.g. coming in waves, or slowly building up over time. Sometimes it seems more like a physical illness, e.g. feeling tired, unwell, or lacking in energy. It can appear when you are not expecting it, for example, when things have gone well. The trigger in this case can be having no one really close or special with whom to share the experience.

5.1 Symptoms

- Feeling down-hearted, tearful or anxious
- Feeling lost or lonely
- Longing and grief for your former life
- Being unable to stop contacting people at home
- Being absent-minded, or finding it difficult to concentrate
- Feeling unwell
- Brooding on the past

5.2 Common triggers

- When the ‘honeymoon period’ has worn off, i.e. Paris no longer seems wonderful or exciting
- When you have doubts about your decision to study here
- When the demands of your course have become more real, and your self-confidence is affected
- If the local culture feels confusing, unwelcoming, or just too different
- If you miss a major celebration, holiday or important event that is happening at home
- When a crisis occurs and your parents, friends or partner aren’t there to provide help and support
- If friends leave Paris, or if you spend long periods of time here when others have gone back home

There may be other causes, depending on your particular circumstances. However, the most important thing to remember is that homesickness is normal. Be patient with yourself as you adjust. Try to accept that feeling comfortable in Paris will take some time. It helps if you can encourage yourself, and if you can remember that you are not alone in feeling this way.

5.3 How to cope?

- Leave your room

It can be tempting to seek the security of your own space, but do not hide in your room for too long. Reach out to others. Invite people for a cup of tea or coffee, or for a meal. Go into town, for a walk by the river, or see a movie. Do not be afraid to talk about your experience of homesickness, but try to stay positive.

- Consider how much time you spend in contact with the people back home

If you keep in touch infrequently, you will miss the support that you crave from the people who are important to you. However, if you rely on them too much, you may risk becoming overly dependent. Try to strike a reasonable balance to get the best of both worlds, with the aim of developing a new sense of your own independence.

- Do something

Meeting up with others from your own culture can be an antidote to loneliness, and an essential source of comfort. However, it is equally important to leave your comfort zone from time to time. The opportunities in Cambridge are many and varied- get involved, and get busy! Join a student society; play a sport, volunteer, try a new type of food. Attend one of the many performances, lectures, and events that regularly take place across the University and Colleges.

- Find a way to process your experiences

Many international students post blogs, keep journals, take photographs, or find other mediums to help them get through times of homesickness and culture shock. A photo journal or blog can become a way of documenting your life in Paris, sharing with others what you experienced, what you have learned, and how you faced up to any obstacles along the journey.

- Get out of Paris

Paris has many riches, but it is still a place that can feel small at times. Escape the 'Paris Bubble' to take in some of the glorious sights in France. There are many cities that could be visited for only two hours away (Lyon, Strasbourg, Bordeaux, etc.) and the cities of Europe are not very far, either. Plan trips to break up the time, and to reward yourself when you have accomplished a goal, or met an important academic deadline.

- If it doesn't get any easier

If you continue to feel very upset and lonely, or nothing seems to make a difference, consider talking things over in confidence with one of the psychologists at the Paris Descartes SIUMPPS.

We hope that this guide helps you deal with your main concerns. Do not hesitate to contact us at international.biomed@parisdescartes.fr and tell us if there are some errors or missing information.

IV. STUDENT DEALS AND DISCOUNTS

Place	Information	Link OR Access
Restaurants	up to 40% discount	https://www.lafourchette.com/ http://www.restopolitan.com/
Opera	For students under 28, last minute tickets can be sold 5 euros if you come about 1h30 before the representation (Opéra Bastille)	
Cinema	Under 26: tickets at 3,90€ in some cinemas	UGC Bercy (75012), UGC Gobelins (75013), MK2 Bibliothèque (75013), Pathé Quai d'Ivry (75013)
Theatre	Cheap tickets	http://www.billetreduc.com/
Travels	Very cheap tickets	http://www.ouigo.com/
Museum	Some are free all year Others are free the 1 st Sunday of each month	http://en.parisinfo.com/discovering-paris/themed-guides/paris-for-free/free-cultural-outings-in-paris/free-admission-and-good-deals-in-museums-and-monuments-in-paris
GOOD DEALS		
	Theatre, concerts, cinema, tickets for the funfair: foire or exhibitions: expositions	http://www.ticketmaster.fr/fr/index/idt/ier/78768
	Sports, restaurants, and many other things:	https://www.groupon.fr/ https://www.livingsocial.co.uk/deals/ondon http://www.paris-friendly.fr/
	Free meals in bars or restaurants	http://en.parisinfo.com/discovering-paris/themed-guides/paris-for-free/eating-out-for-free-in-paris/a-free-meal-at-a-bar-or-restaurant
	Sports for free	http://en.parisinfo.com/discovering-paris/themed-guides/paris-for-free/play-sport-for-free-in-paris/play-sport-for-free-in-paris

V. SAFETY AND EMERGENCY NUMBERS

Emergency European number	112
Fire Brigade	18
Police emergency services	17
SAMU (ambulance emergency service)	15
SMS or fax emergency number (for people with hearing and speaking difficulties)	114
SOS Médecins (doctors, house calls)	36 24 or 01 47 07 77 77
SOS Dentaire (dentists)	01 43 37 51 00 or 01 43 36 36 00
Drugs Addiction Information Service (7 jours/7, 8h-2h)	0 800 23 13 13
Aids Information Service	0 800 840 800
Paris poison control center	01 40 05 48 48
STD screening center at the Institut Alfred Fournier	01 40 78 26 00 or 01 40 78 26 71
Burn Treatment Center (Saint-Louis Hospital)	01 42 38 51 61

VI. GLOSSARY

French by order of appearance	English
Faculté des Sciences Fondamentales et Biomédicales	Faculty of Basic and Biomedical Sciences
Bureau des Relations Internationales: BRI	International Office
Cité Internationale Universitaire: CIUP	International University Campus
Etat des lieux d'entrée	Check-in inventory
Aides pour le Logement: APL	Housing allowance
Caisse des Affaires Familiales: CAF	The National Family Allowance Office
Sécurité sociale étudiante	Student Social Security
Mutuelle	Complementary Health Insurance
Carte Vitale	Social Security Card, Vitale Card
Tiers Payant	Third Party Payment/payer System
Ticket Modérateur	Ticket system
Assurance de Responsabilité Civile	Public Liability Insurance
Navigo pass	The Paris Transport Card
Imagine R	The Paris Student Transport Card
Velib'	Public Bicycle Sharing System
Free, SFR, Orange, Numéricâble, Bouygues Télécom	Internet Providers
Free, Red by SFR, Sosh by Orange	Telephone operators
Scolarité	The Registrar's Office
Identifiant	Username
Mot de passe	Password
Certificat de scolarité	Enrollment Certificate
Messagerie	Mailbox
Unités d'Enseignement: UE	Courses
Stage Intensif en Langue et Civilisation Française: SILC	The Intensive Course in French Language and Civilization
Première Année Commune aux Études de Santé: PACES	The First Common Year of Medicine Studies
Sciences Humaines et Sociales: SHS	Humanities and Social Sciences
Mathématique-Informatique	Mathematics and Computer Science
Contribution Vie Étudiante et de Campus (CVEC)	Life on Campus Student Participation Fee
Foire	Funfair
Expositions	Exhibitions

English by alphabetical order	French
Basic and Biomedical Sciences	Sciences fondamentales et Biomédicales
Check-in inventory	Etat des lieux d'entrée
City Accessible Bike	Velib'
Complementary Health Insurance	Mutuelle
Courses	Unités d'Enseignement: UE
Enrollment Certificate	Certificat de scolarité
Exhibitions	Expositions
Funfair	Foire
Housing allowance	Aides pour le Logement: APL
Humanities and Social Sciences	Sciences Humaines et Sociales: SHS
International University Campus	Cité Internationale Universitaire: CIUP
Internet Providers	Free, SFR, Orange, Numéricâble, Bouygues Télécom
Life on Campus Student Participation Fee	Contribution Vie Étudiante et de Campus (CVEC)
Mailbox	Messagerie
Mathematics and Computer Science	Mathématique-Informatique
Password	Mot de passe
Public Liability Insurance	Assurance de Responsabilité Civile
Social Security Card, Vitale Card	Carte Vitale
Student Social Security	Sécurité sociale étudiante
Telephone operators	Free, Red by SFR, Sosh by Orange
The First Common Year of Medicine Studies	Première Année Commune aux Études de Santé: PACES
The Intensive Course in French Language and Civilization	Stage Intensif en Langue et Civilisation Française: SILC
The International Office	Bureau des Relations Internationales: BRI
The National Family Allowance Office	Caisse des Affaires Familiales: CAF
The Paris Student Transport Card	Imagine R
The Paris Transport Card	Navigo pass
The Registrar's Office	Scolarité
Third Party Payment/payer System	Tiers Payant
Ticket system	Ticket Modérateur
Username	Identifiant

French by alphabetical order	English
Aides pour le Logement: APL	Housing allowance
Assurance de Responsabilité Civile	Public Liability Insurance
Bureau des Relations Internationales: BRI	The International Office
Caisse des Affaires Familiales: CAF	The National Family Allowance Office
Carte Vitale	Social Security Card, Vitale Card
Certificat de scolarité	Enrollment Certificate
Cité Internationale Universitaire: CIUP	International University Campus
Contribution Vie Étudiante et de Campus (CVEC)	Life on Campus Student Participation Fee
Etat des lieux d'entrée	Check-in inventory
Expositions	Exhibitions
Foire	Funfair
Free, Red by SFR, Sosh by Orange	Telephone operators
Free, SFR, Orange, Numéricâble, Bouygues Télécom	Internet Providers
Identifiant	Username
Imagine R	The Paris Student Transport Card
Mathématique-Informatique	Mathematics and Computer Science
Messagerie	Mailbox
Mot de passe	Password
Mutuelle	Complementary Health Insurance
Navigo pass	The Paris Transport Card
Première Année Commune aux Études de Santé: PACES	The First Common Year of Medicine Studies
Sciences fondamentales et Biomédicales	Basic and Biomedical Sciences
Sciences Humaines et Sociales: SHS	Humanities and Social Sciences
Scolarité	The Registrar's Office
Sécurité sociale étudiante	Student Social Security
Stage Intensif en Langue et Civilisation Française: SILC	The Intensive Course in French Language and Civilization
Ticket Modérateur	Ticket system
Tiers Payant	Third Party Payment/payer System
Unités d'Enseignement: UE	Courses
Velib'	City Accessible Bike

Thank you for reading our International Student Guide.

For your information, we do not warrant the accuracy, completeness or timeliness of any information available in this guide.

Thus, please do ask questions to the adequate service should you have any doubts.